

First Study of expectations of CLEI 5 and 6 students' for continuation to post-secondary education.

CLEI students

These are persons over 13 years of age who are enrolled in the **Special Integrated Education Cycles**. These cycles are a set of organized curricular processes and actions that integrate areas of knowledge and pedagogical projects, allowing the adult population to achieve the goals and objectives of basic and secondary education.

The 5th and 6th Integrated Special Education Cycles are in line with the requirements of high school education (grades 10th and 11th).

(Decree 3011 of December 19, 1997, Ministry of National Education of Colombia).

1.019
Surveys
conducted

45
Educational
Institutions

Age

- 90,19 %** 16-28 years old
- 9,2 %** 29-54 years old
- 0,59 %** more that 55

Sex

- Men** **43,6%**
- Women** **56,4%**

Place of residence

Medellin **96,9%**

Metropolitan Area without Medellin **2,5%**

Municipalities outside the Metropolitan Area **0,7%**

Socioeconomic stratum

- Stratum 1** **14,36%**
- Stratum 2** **34,06%**
- Stratum 3** **48,72%**
- Stratum 4** **1,97%**
- Stratum 5 and 6** **0,89%**

The data shows that there is a predominance of socioeconomic strata 1, 2, and 3 among the participants in the study, of which 987 live in Medellin.

There is a preponderant interest in continuing their studies. 83.42% of the surveyed individuals express this.

86.96% of the women and 78.88% of the men, which corresponds to 500 and 350 people, respectively, would apply for admission to an educational institution

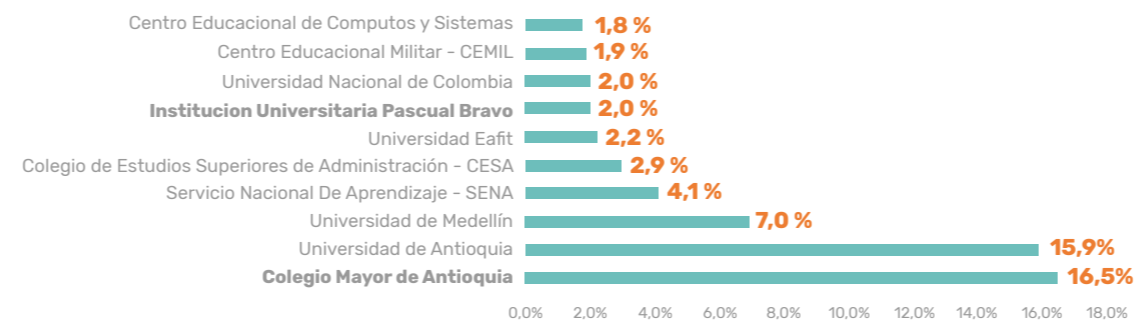
61% of students consider that studying comes first in their future projection. This same percentage of people expect to study next year

For this same study with a regular student population, conducted in the year 2021, the expectation of continuing on to post-secondary was **86,02%**.

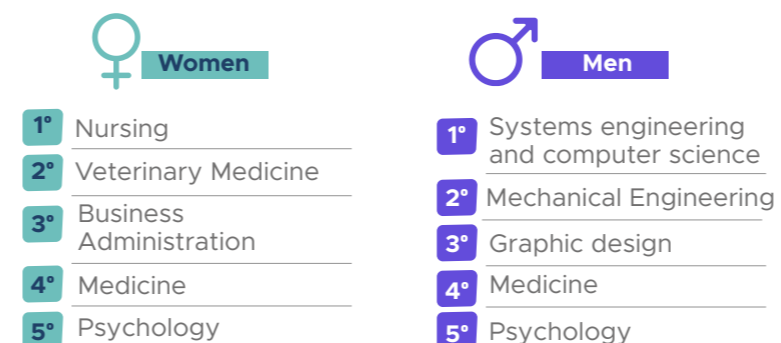
The study modality they would choose most frequently is face-to-face classes with a percentage of **95.39%** for women and **94.87%** for men.

Only **4.1%** of the total number of participants would choose the virtual modality.

TOP 10 Favorites educational institutions

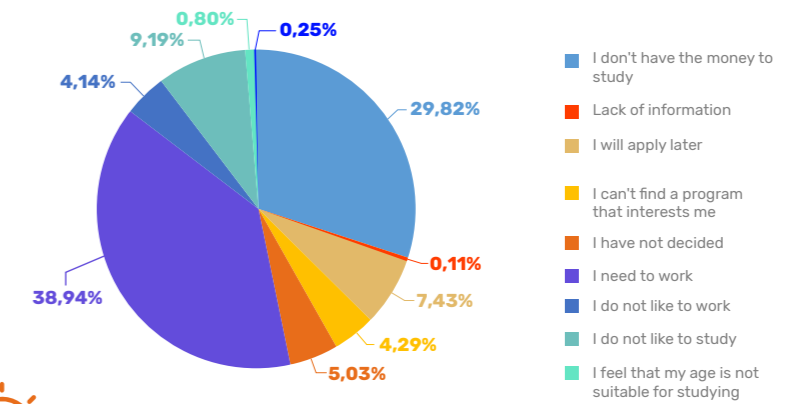


TOP 5 programs that generate more expectation by gender



Personal preferences, field of work performance, recommendations and previous competencies are the main reasons for people to choose a training program at the post-secondary level.

Reasons for not submitting applications for continuing studies.



FINAL REFLECTIONS

42.82% of people would choose a university degree. This option is more prevalent among women than among men.

27.41% of the students have the option of studying a professional technical program and **13.41%** would opt for an occupational technical program.

The two most common reasons for students to not apply for admission are associated with socioeconomic aspects. **303 students say they do not have money to study and 396 people say they need to work and therefore do not apply.**

As the students' main sources of financing for the payment of their tuition, the students project income from their job (40.52%), support from family networks (16.25%), scholarships and subsidies (13.43%).

13.43% of people consider Sapiencia credits and benefits as a possibility for access to post-secondary education.

71.34% of students claim that they do not know Sapiencia and consequently, are unaware of the benefits provided by the agency to promote access to and permanence in post-secondary education. This result poses a challenge for Sapiencia in terms of designing and implementing strategies to approach institutions that offer CLEI programs.

For more information on this study, please see the full report at:

<https://sapiencia.gov.co/observatorio-estudios/Estudio de Expectativas de Estudiantes de CLEI 5 y 6>