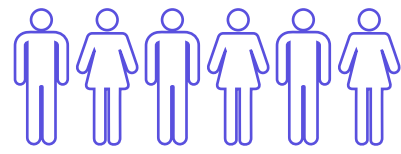


Assistance to postsecondary education in the Medellín District 2022



2.312 people

participated in the study

Objective

Estimate the number of High School graduates **between the ages of 16 and 28** who live in the communes of Medellín and who are enrolled in post-secondary education

Date October of 2022

The surveys were conducted in person

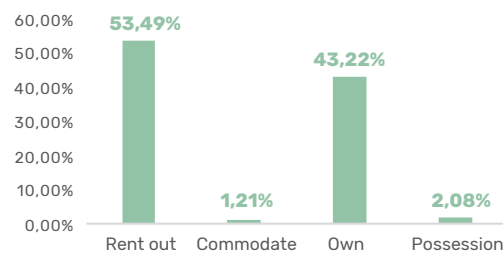
People Surveys by Gender



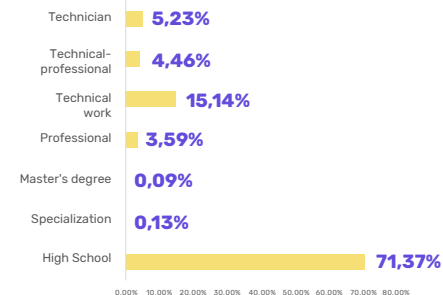
Device possession



People surveyed per housing possession

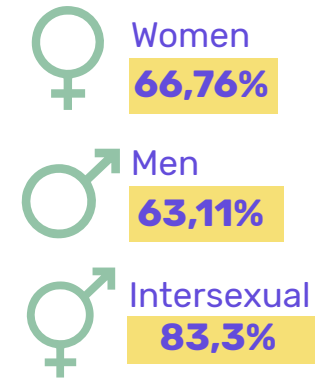


People surveyed per level maximum formation

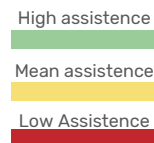


- The high school degree men prevail with 76.74 %, in contrast to the 66.10 % of the women with the same academic level. In the category of technical work, the women prevail as they represented 18.57 % in front of 11.63 % of the men.
- 77 % of people surveyed graduated from public institutions.

Assistance rate to post-secondary education



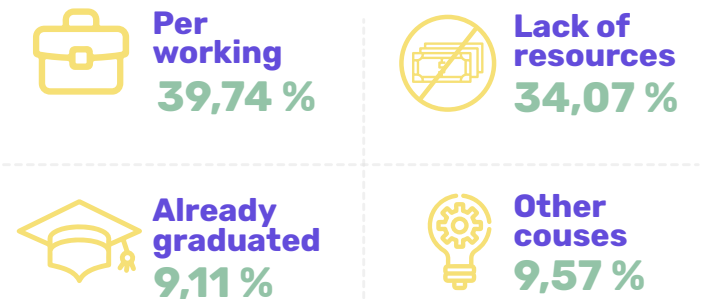
Assistance rate per commune



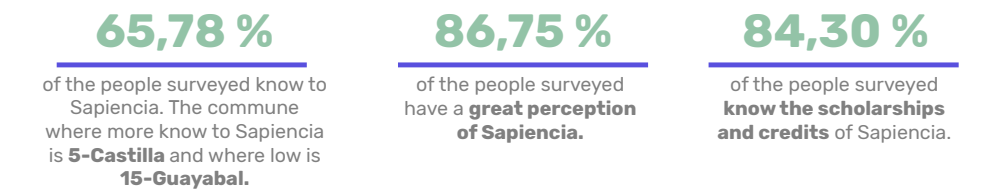
TOP 5 programs attended by those who are studying

	Men	Women	Intersexual
1	Law School	Law School	Industrial Electromechanical
2	Systems engineering	English	
3	English	Psychology	
4	Business Administration	Business Administration	
5	Medicine	Marketing	

Reasons for not studying



Know to Sapiencia



Concluding remarks

- The economic dynamics of the country and the city have possibly negatively affected the rate of post-secondary education, given that the two main reasons for which 56.79% of the people surveyed said they were unable to continue their studies at the post-secondary level are related to economic aspects, namely 39.74% have to work and 34.07% say they are not studying due to lack of economic resources.
- The study showed that the higher the socioeconomic stratum, the higher the rate of attendance at postsecondary education, both in the general data and in the disaggregated between men and women.
- No identify a important gap between the rate of men and women per every one social stratum However, the data show as the only social stratum where the rate of assistance of men be over the rate of the women is in the social stratum 2.

If you want more information on this study, you can consult the full report at:

https://sapiencia.gov.co/wp-content/uploads/2023/03/informe.tasa_asistencia-2022.feb_.24.para-publ_anonymous.pdf