SAPIENCIA registrations

OBSERVATORIO de Sapiencia

In the last eight calls* there **have been 220.383 registrations in Sapiencia** to access higher education trough forgivable loans and scholarships

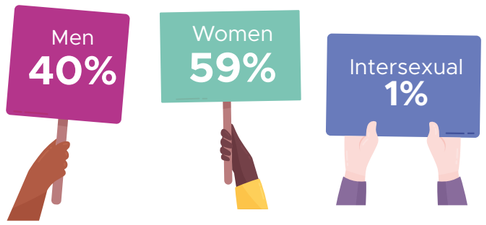

Socioeconomic status of people register in Sapiencia

1	14,9%	3	28,2%	5	0,8%
2	43,4%	4	3,9%	6	0,3%

Incomplete Form
8,5%

Most popular programs are:

- Psychology
- Administrative management
- Law
- Public accounting

*Period from 2017-2 to 2021-1
Source: Own information analysis
Note: Some registration forms were not filled out completely, therefore, the analysis is carried out including the variable "incomplete form".

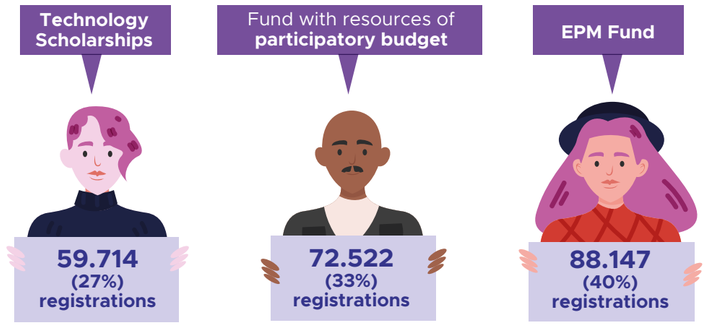

Type of benefit to which people register

- 43.8% Matriculation
- 38.9% Support
- 9.4% Matriculation and support
- 7.9% Incomplete form

Types of HEI

- 35.4% Private
- 56,9% Public
- 7.7% Incomplete form

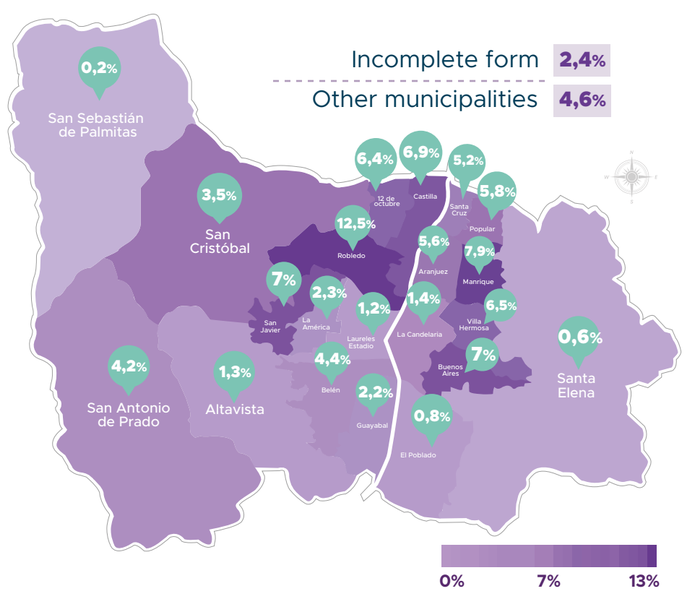

Data of interest!

- **5 out of 10** registered people belong to the socioeconomic status .
- **10%** of people registered reside in the districts of Medellin.
- **6%** of registered people have done it more than 3 times.
- According to historic data; on **average 1.3 calls are needed for someone to be a Sapiencia beneficiary.**
- **6 out of 10** people registered are women

People registered to Sapiencia are motivated by:

Overcoming, Drive, Future, Growth, Help, Knowledge, Move forward, Wishes, Opportunities, Learnings

SAPIENCIA
Agencia de Educación Postsecundaria de Medellín

Alcaldía de Medellín